

The Pardes Center for Jewish Educators presents

An Interactive PARSHA EXPERIENCE



Parsha: Noach



Title: Strength in Numbers?

Contributor: Amy Martin, Pardes Day School Educators Program (Cohort 10)

The Parsha at First Glance

Spotlight on the Parsha:

Imagine a world where everyone speaks in the same words and the same language. In *Parshat Noach* this world exists in the story of The Tower of Bavel (Genesis 11:1-9). The people say to each other, "Let's build a city with a tower that reaches the sky and make a name for ourselves." God worries about why



they are doing what they are doing. God decides to make it so that they no longer all speak the same language, so it will be harder for them to do their work.

Zooming In:

There is a tension in this parsha between the desire to work in a group and the potential danger that being in a group can bring about. This tension is real to our lives too!

Questions for Consideration:

Think of a group you are a part of.

- When is being part of that group exciting?
- What do you like about being a part of this group?
- Has there ever been a time when you didn't like being part of the group? Why?
- Do you feel like your voice or opinion has as much power when you work in a group? Is that a good or bad thing?

Think of an activity you prefer to do by yourself or a time you prefer to be alone.


- What are the best parts of doing something by yourself?
- Can you accomplish as much by yourself as you can in a group? What are the positives and negatives of that?

The Parsha Through Another Lens

Getting Your Gameface On:

Get a group of four or more people together to play the following two games. Use a timer and spend ten minutes on each game.

PLEASE NOTE: This activity requires advanced preparation and includes building.



I'm the Engineer:

Materials needed: Gather individual masking tape rolls for each person, and have a large pile of clean recyclables (such as: plastic bottles, emptied and cleaned out yogurt cups, paper towels rolls, etc.) that each person can draw from. Alternatively, gather lego or blocks.

Directions: Set your timer for ten minutes. Make sure each individual has a place to work and their own materials. Your only instruction is to build a tower to the sky.

Once your timer is up, do a gallery walk. Have each member of your group walk around and look at each individual's construction.

Then, have each individual answer: What about how you built or what you built surprised you?

Now play the next game.


Group Build:

Materials needed: Gather masking tape and a pile of clean recyclables (such as: plastic bottles, emptied and cleaned out yogurt cups, paper towel rolls, etc.). Alternatively, gather lego or blocks.

Directions: Set your timer for ten minutes. Work together as a group to build the tallest structure you can. Make sure that each person in your group is participating in the building.

When your timer is up, see what you've built. Have each team member go around and answer: What about what you built surprised you?

As a group, answer:



Was there a difference between the building that you created or the ways you built during the “Group Build” game and the “I’m an Engineer” game?

If you have time, think back to your conversation from the Zooming In section.

Discuss: When is there a benefit in doing something as an individual? When is there a benefit in doing something as a group? What might be lost when you do an activity as a group?

Taking It Back to the Text:

Think about how God felt about the people building the Tower of Babel. In your mind, why did God stop them from building their tower and speaking the same language?

Shabbat Shalom!